

Summary of fund objective

The Fund aims to achieve long-term capital growth from investment of at least 70% of its total assets in equity and equity related securities of companies in emerging European markets. For the full objectives and investment policy please consult the current prospectus.

Key facts



Nicholas Mason
Henley -on- Thames
Managed fund since
October 2013

Share class launch
14 August 2000

Original fund launch
02 January 1991

Legal status
Luxembourg SICAV with UCITS status

Share class currency
EUR

Share class type
Accumulation

Fund size
USD 22.68 mn

Reference index
MSCI EM Eastern Europe Index-ND

Bloomberg code
INVPGEE LX

ISIN code
LU0115139486

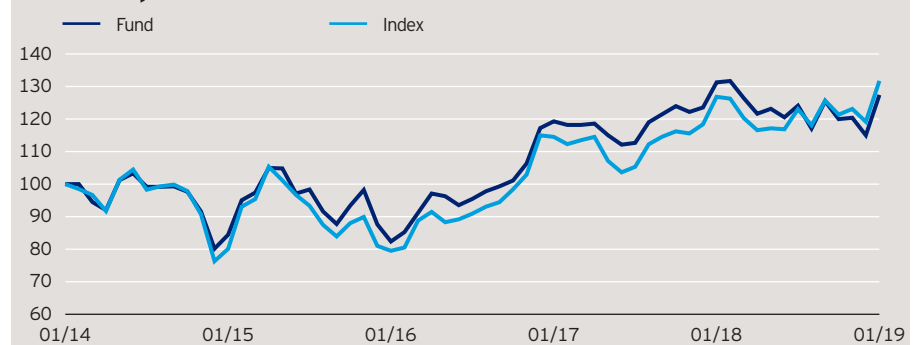
Settlement date
Trade Date + 3 Days

Morningstar Rating™
★★★★

Quarterly fund commentary

Slowing global growth and a tightening in financial conditions amid continuing trade frictions between the US and China rattled world equity markets during the fourth quarter. Equity markets in emerging Europe were not immune to the broad sell-off although losses here were much smaller than those registered in developed markets. With energy prices falling sharply - Brent crude tumbled from US\$85 to US\$50 a barrel - Russia lost ground. However, Turkey advanced higher despite concerns that the economy could be heading into a technical recession. The fund is positioned to benefit from long-term growth opportunities in a region that we believe is undervalued by the market due to geopolitical tensions. We seek to hold stakes in companies that we believe are well-run and have market positions that should allow them to deliver a high level of return on invested capital. The fund's diversified approach is achieved by taking positions across the varied countries in the region as well as in sector positioning, which is spread across a broad variety of industries. Currently, we favour industrials, real estate and consumer-related stocks.

Indexed performance*



The performance period shown here starts on the last day of the first indicated month and ends on the last day of the last indicated month.

Cumulative performance*

in %	YTD	1 month	1 year	3 years	5 years
Fund	10.78	10.78	-2.94	54.68	27.41
Index	10.54	10.54	3.87	65.67	31.73

Calendar year performance*

in %	2014	2015	2016	2017	2018
Fund	-26.61	9.28	33.81	5.41	-6.91
Index	-28.93	6.17	41.92	2.95	0.67

Standardised rolling 12 month performance*

in %	31.01.14	31.01.15	31.01.16	31.01.17	31.01.18	31.01.19
Fund	-15.56	-2.45	44.82	10.05	-2.94	
Index	-19.91	-0.72	44.01	10.75	3.87	

Past performance is not a guide to future returns. The performance shown does not take account of the commissions and costs incurred on the issue and redemption of units.

*Source: © 2019 Morningstar. Indexed performance: Performance of an investment of 100 in share class currency. Gross income re-invested to 31 January 2019 unless otherwise stated. The figures do not reflect the entry charge payable by individual investors. All performance data on this factsheet is in the currency of the share class. Reference Index Source: Factset. **There is currently a discretionary cap of operating expenses at 0.10% in place. This figure forms part of the ongoing charge and may positively impact the performance of the Share Class.**

Invesco Emerging Europe Equity Fund

E-Acc Shares

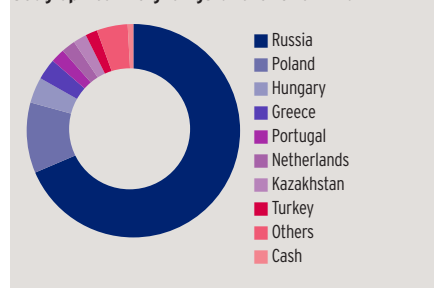
31 January 2019

Issuers and active weights*

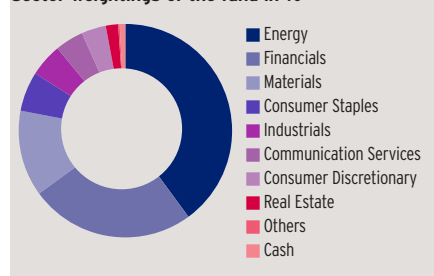
(total holdings: 44)

Top 10 issuers	%	Top 10 overweight	+	Top 10 underweight	-
LUKOIL PJSC	9.6	Novatek PJSC	2.2	LUKOIL PJSC	3.9
Sberbank of Russia PJSC	8.8	Powszechny Zaklad Ubezpieczen SA	2.1	Sberbank of Russia PJSC	3.5
Novatek PJSC	7.9	Jeronimo Martins SGPS SA	2.1	Gazprom PJSC	3.3
Gazprom PJSC	5.8	TCS Group Holding PLC	2.0	Powszechna Kasa Oszczednosci	3.2
MMC Norilsk Nickel PJSC	4.9	Gazprom Neft PJSC	2.0	Bank Polski SA	
Powszechny Zaklad Ubezpieczen SA	4.6	Warsaw Stock Exchange	1.8	Polski Koncern Naftowy ORLEN SA	2.9
Tatneft PJSC	4.5	Rosneft Oil Co PJSC	1.7	Tatneft PJSC	2.0
Rosneft Oil Co PJSC	4.2	KRUK SA	1.6	Magnit PJSC	1.9
OTP Bank Nyrt	3.9	Mytilineos Holdings SA	1.6	Bank Polska Kasa Opieki SA	1.7
Alrosa PJSC	2.8	Motor Oil Hellas Corinth Refineries SA	1.5	MOL Hungarian Oil & Gas PLC	1.5
				CEZ AS	1.4

Geographical weightings of the fund in %*



Sector weightings of the fund in %*



Geographical weightings*

in %	Fund	Index
Russia	68.6	69.4
Poland	10.7	21.8
Hungary	3.9	5.7
Greece	3.2	0.0
Portugal	2.1	0.0
Netherlands	2.1	0.0
Kazakhstan	2.0	0.0
Turkey	1.8	0.0
Others	4.7	3.0
Cash	0.9	0.0

Sector weightings*

in %	Fund	Index
Energy	39.9	46.6
Financials	25.1	28.9
Materials	13.0	12.0
Consumer Staples	6.0	3.5
Industrials	5.0	0.0
Communication Services	4.3	3.6
Consumer Discretionary	3.7	1.5
Real Estate	1.9	0.0
Others	0.2	4.0
Cash	0.9	0.0

Financial characteristics*

Average weighted market capitalisation	EUR 27.16 bn
Median market capitalisation	EUR 3.34 bn

3 year characteristics**

Alpha	-0.02
Beta	0.87
Correlation	0.94
Information ratio	-0.39
Sharpe ratio	1.17
Tracking error in %	5.86
Volatility in %	14.16

For detailed information about the 3 year characteristics please see <http://assets.invescohub.com/invesco-eu/glossary.pdf>.

NAV and fees

Current NAV

EUR 9.25

12 month price high

EUR 9.66 (26/02/2018)

12 month price low

EUR 8.27 (27/12/2018)

Minimum investment ¹

EUR 500

Entry charge

Up to 3.00%

Annual management fee

2.25%

Ongoing charges ²

2.87%

Source: *Invesco. Portfolio weightings and allocations are subject to change. The weightings for each breakdown are rounded to the nearest tenth or hundredth of a percent; therefore, the aggregate weights for each breakdown may not equal 100%. **Morningstar. The top 10 overweight and underweight positions represent the largest weighting differences between the fund and the index.

Invesco Emerging Europe Equity Fund

E-Acc Shares

31 January 2019

Risk Warnings

The value of investments and any income will fluctuate (this may partly be the result of exchange rate fluctuations) and investors may not get back the full amount invested. The fund may invest directly in Russia, which can involve significant risks to capital. As a large portion of the fund is invested in less developed countries, you should be prepared to accept significantly large fluctuations in the value of the fund. The fund invests in a limited number of holdings and is less diversified. This may result in large fluctuations in the value of the fund.

Important Information

¹The minimum investment amounts are: EUR 500 / USD 650 / GBP 400 / CHF 650 / SEK 4,500. Please contact us or refer to the most up to date Prospectus for details of minimum investment amounts in other currencies.

²As a result of the introduction of a material change in the fee structure, the ongoing charges figure is estimated based on the expected total of charges. This figure may vary from year to year. It excludes portfolio transaction costs except in the case of an entry or exit charge paid by the Fund when buying or selling shares/units in another fund.

This marketing document is exclusively for use by Professional Clients and Financial Advisers in Continental Europe and Qualified Investors in Switzerland. This document is not for consumer use, please do not redistribute. For the purpose of the distribution of this document Continental Europe is defined as Switzerland, Cyprus, Spain, Finland, France, Greece, Italy, Luxembourg, Netherlands, Norway, Portugal, Sweden. Data as at 31 January 2019, unless otherwise stated. This document is marketing material and is not intended as a recommendation to invest in any particular asset class, security or strategy. Regulatory requirements that require impartiality of investment/investment strategy recommendations are therefore not applicable nor are any prohibitions to trade before publication. The information provided is for illustrative purposes only, it should not be relied upon as recommendations to buy or sell securities. By accepting this document, you consent to communicate with us in English, unless you inform us otherwise.

Past performance is not a guide to future returns. Where individuals or the business have expressed opinions, they are based on current market conditions, they may differ from those of other investment professionals and are subject to change without notice and are not to be construed as investment advice. This marketing document is not an invitation to subscribe for shares in the fund and is by way of information only, it should not be considered financial advice. This does not constitute an offer or solicitation by anyone in any jurisdiction in which such an offer is not authorised or to any person to whom it is unlawful to make such an offer or solicitation. Persons interested in acquiring the fund should inform themselves as to (i) the legal requirements in the countries of their nationality, residence, ordinary residence or domicile; (ii) any foreign exchange controls and (iii) any relevant tax consequences. As with all investments, there are associated risks. This document is by way of information only. Asset management services are provided by Invesco in accordance with appropriate local legislation and regulations. The fund is available only in jurisdictions where its promotion and sale is permitted. Not all share classes of this fund may be available for public sale in all jurisdictions and not all share classes are the same nor do they necessarily suit every investor. Fee structure and minimum investment levels may vary dependent on share class chosen. Please check the most recent version of the fund prospectus in relation to the criteria for the individual share classes and contact your local Invesco office for full details of the fund registration status in your jurisdiction. Forecasts are not reliable indicators of future performance. For more information on our funds, please refer to the most up to date relevant fund and share class-specific Key Investor Information Documents, the latest Annual or Interim Reports and the latest Prospectus, and constituent documents. This information is available using the contact details of the issuer and is without charge. Further information on our products is available using the contact details shown. Subscriptions of shares are only accepted on the basis of the most up to date legal offering documents. The legal offering documents (fund & share class specific Key Investor Information Document, prospectus, annual and semi-annual reports, articles and trustee deed) are available free of charge with your local Invesco representative or on our website www.invescoeurope.com.

© 2019 Morningstar. All rights reserved. The information contained herein: (1) is proprietary to Morningstar and/or its content providers; (2) may not be copied or distributed; and (3) is not warranted to be accurate, complete or timely. Neither Morningstar nor its content providers are responsible for any damages or losses arising from any use of this information.

Invesco Emerging Europe Equity Fund

E-Acc Shares

31 January 2019

Important Information

Additional information for Cyprus: Issued in Cyprus by Invesco Asset Management S.A. 18, rue de Londres, F-75009 Paris. Authorised and regulated by the Autorité des marchés financiers in France.

Additional information for Finland: Issued in Finland by Invesco Asset Management S.A., 16-18 rue de Londres, 75009 Paris, France.

Additional information for France: Issued in France by Invesco Asset Management S.A., 16-18 rue de Londres, 75009 Paris, France.

Additional information for Greece: Issued in Greece by Invesco Asset Management S.A., 16-18 rue de Londres, 75009 Paris, France.

Additional information for Italy: Issued in Italy by Invesco Asset Management S.A, Sede Secondaria, Via Bocchetto 6, 20123 Milan, Italy.

Additional information for Luxembourg: Issued in Luxembourg by Invesco Asset Management SA, 16-18 rue de Londres, 75009 Paris, France.

Additional information for Netherlands: Issued in Netherlands by Invesco Asset Management S.A. Dutch Branch, Vinoly Building, Claude Debussylaan 26, 1082 MD Amsterdam, The Netherlands, www.invesco.nl.

Additional information for Norway: Issued in Norway by Invesco Asset Management S.A., 16-18 rue de Londres, 75009 Paris, France.

Additional information for Portugal: Issued in Portugal by Invesco Asset Management S.A., 16-18 rue de Londres, 75009 Paris, France.

Additional information for Spain: Issued in Spain by Invesco Asset Management S.A., Sucursal en España, C/ Goya 6 - 3º, 28001 Madrid, Spain.

Additional information for Sweden: Issued in Sweden by Invesco Asset Management S.A., Swedish Filial, Convendum, Jakobsbergsgatan 16, 111 43 Stockholm, Sweden.

Additional information for Switzerland: Issued in Switzerland by Invesco Asset Management (Schweiz) AG, Talacker 34, CH-8001 Zurich, who acts as representative for the funds distributed in Switzerland. Paying agent for the funds distributed in Switzerland: BNP PARIBAS SECURITIES SERVICES, Paris, succursale de Zurich, Selnaustrasse 16, CH-8002 Zurich. The legal offering documents are available free of charge at our website and local language from the issuer of this document. The fund is domiciled in Luxembourg.