



Invesco Emerging Europe Equity Fund A-Acc Shares

31 August 2015

This marketing document is exclusively for use by Qualified Investors in Switzerland and Professional Clients in Continental European countries where this specific fund's share class is registered for sale. This document is not for consumer use, please do not redistribute.

Summary of fund objective

The Fund aims to achieve long-term capital growth from investment of at least 70% of its total assets in equity and equity related securities of companies in emerging European markets. For the full objectives and investment policy please consult the current prospectus. **Name changed from Invesco Emerging Markets Select Equity Fund on 31/07/08. The fund objective also changed.**

Key facts



Nicholas Mason
Henley -on- Thames
Managed fund since
October 2013

Share class launch
09 August 1999

Original fund launch ¹
02 January 1991

Legal status
Luxembourg SICAV with UCITS status

Share class base currency
USD

Share class type
Accumulation

Fund size
USD 18.24 mn

Reference index
MSCI EM Eastern Europe Index-ND

Bloomberg code
INVPGEI LX

ISIN code
LU0028120375

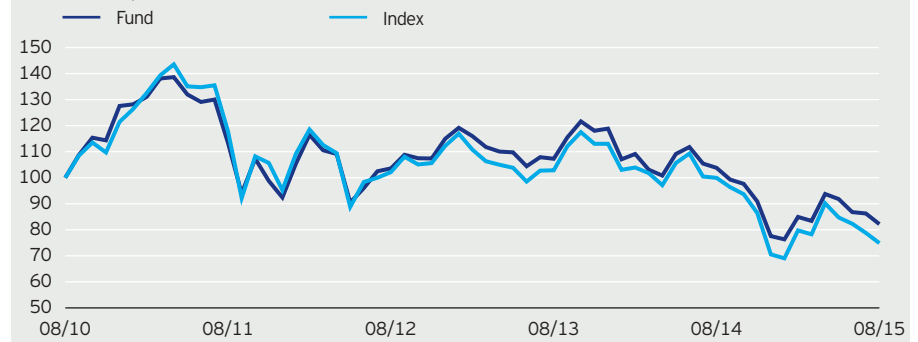
Settlement date
Trade Date + 3 Days

Morningstar Rating™
★★★★

Quarterly fund commentary

Emerging European equity markets got off to a positive start with Russia leading the way with a rebound in oil prices providing support to energy stocks. Sentiment was also bolstered by the ceasefire in Ukraine continuing to hold out. The advance in equity markets was interrupted in May on concerns over higher US interest rates. By June, unfolding events in Greece became a focal point after negotiations with its creditors failed to make headway. Despite these uncertainties, emerging European equity markets registered gains for the quarter with Russia and Hungary being the top performers. The fund is positioned to benefit from long-term growth opportunities in a region that we believe is undervalued by the market due to geopolitical tensions. The fund invests in Russia, Poland and a range of other countries across the region. We seek to hold stakes in companies that we believe are well-run and have market position that should allow them to deliver a high level of return on invested capital. The fund's diversified approach is reflected in sector positioning, which is spread across a broad variety of industries. In particular, we favour the materials, industrials and consumer discretionary sectors.

Indexed performance*



Cumulative performance*

in %	YTD	1 month	1 year	3 years	5 years
Fund	5.94	-4.75	-20.83	-20.67	-17.83
Index	6.14	-4.98	-25.08	-26.70	-25.12
Quartile ranking	1	1	1	1	1
Absolute ranking	3/53	12/53	5/53	9/51	5/46

Mstar GIF OS Sector: Emerging Europe Equity

Calendar year performance*

in %	2010	2011	2012	2013	2014
Fund	23.76	-27.55	24.39	3.39	-34.74
Index	15.88	-21.58	17.84	0.72	-37.59

Standardised rolling 12 month performance**

in %	30.06.10	30.06.11	30.06.12	30.06.13	30.06.14	30.06.15
Fund	37.25	-25.63	8.75	7.07	-22.36	

The standardised past performance information is updated on a quarterly basis. Should you require up-to-date past performance information this is available on our website www.invescoeurope.com or by contacting us.

Past performance is not a guide to future returns. The performance shown does not take account of the commissions and costs incurred on the issue and redemption of units.

* (Source: © 2015 Morningstar) Mid to mid, gross income re-invested to 31 August 2015 unless otherwise stated. The figures do not reflect the entry charge payable by individual investors. **Mid to mid, gross income re-invested to 30 June 2015. All performance data on this factsheet is in the currency of the share class. Reference Index Source: Factset.

Invesco Emerging Europe Equity Fund

A-Acc Shares

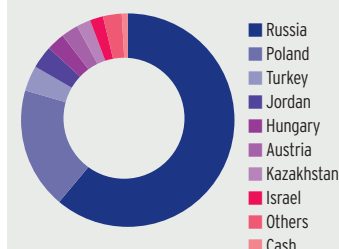
31 August 2015

Issuers and active weights*

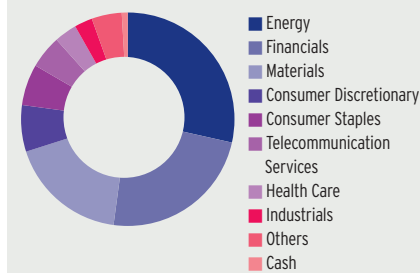
(total holdings: 35)

Top 10 issuers	%	Top 10 positive	+	Top 10 negative	-
Lukoil PJSC	9.1	KRUK SA	4.0	Gazprom PAO	7.7
MMC Norilsk Nickel PJSC	6.8	PhosAgro OAO	3.9	Powszechna Kasa Oszczednosci	3.4
Novatek OAO	6.5	Hikma Pharmaceuticals PLC	3.4	Bank Polski SA	
Sberbank of Russia	5.4	CCC SA	2.8	Polski Koncern Naftowy Orlen SA	3.1
Gazprom PAO	5.3	DO & CO AG	2.6	Bank Pekao SA	2.8
Powszechny Zaklad Ubezpieczen SA	4.8	MMC Norilsk Nickel PJSC	2.5	VTB Bank JSC	2.6
Magnit PJSC	4.2	Warsaw Stock Exchange	2.3	Magnit PJSC	2.3
KRUK SA	4.0	Novatek OAO	2.1	CEZ AS	1.8
PhosAgro OAO	3.9	KCell JSC	2.1	AK Transneft OAO	1.8
Hikma Pharmaceuticals PLC	3.4	Turk Tuborg Bira ve Malt Sanayii AS	2.1	PGE Polska Grupa Energetyczna SA	1.7
				Komercni banka as	1.7

Geographical weightings of the fund in %*



Sector weightings of the fund in %*



NAV and fees

Current NAV

USD 8.02

12 month price high

USD 10.43 (08/09/2014)

12 month price low

USD 6.73 (16/12/2014)

Minimum investment ²

USD 1,500

Entry charge

Up to 5.00%

Annual management fee

1.5%

Ongoing charges

2.52% (31/08/2014)

Geographical weightings*

in %	Fund	Index
Russia	61.1	65.3
Poland	18.4	27.0
Turkey	3.9	0.0
Jordan	3.4	0.0
Hungary	2.7	4.1
Austria	2.6	0.0
Kazakhstan	2.1	0.0
Israel	2.0	0.0
Others	2.8	3.5
Cash	0.9	0.0

Sector weightings*

in %	Fund	Index
Energy	28.5	44.1
Financials	23.6	26.2
Materials	18.0	9.7
Consumer Discretionary	7.0	2.4
Consumer Staples	6.2	6.9
Telecommunication Services	5.0	4.3
Health Care	3.4	1.1
Industrials	2.7	0.0
Others	4.6	5.4
Cash	0.9	0.0

Financial characteristics*

Average weighted market capitalisation	USD 14.59 bn
Median market capitalisation	USD 4.05 bn

3 year characteristics**

Alpha	0.53
Beta	0.82
Correlation	0.97
Information ratio	0.41
Sharpe ratio	-0.38
Tracking error in %	6.47
Volatility in %	19.50

For detailed information about the 3 year characteristics please see <http://www.invescoeuropa.com/CE/Glossary.pdf>.

Invesco Emerging Europe Equity Fund

A-Acc Shares

31 August 2015

Risk Warnings

The value of investments and any income will fluctuate (this may partly be the result of exchange rate fluctuations) and investors may not get back the full amount invested. The Fund may invest directly in Russia, which can involve significant risks to capital. As a large portion of the fund is invested in less developed countries, you should be prepared to accept significantly large fluctuations of the value of the fund. The risks described herein are the fund specific material risks. For more information please consult the current fund and share class specific Key Investor Information Document (KIID) and for a complete set of risks the current prospectus. If you are unsure of any of these risks please contact your advisor.

Important Information

¹The original fund launch date in this factsheet is identical with the fund launch date on the KIID.

²The minimum investment amounts are: USD 1,500 / EUR 1,000 / GBP 1,000 / CHF 1,500 / SEK 10,000.

Please contact us or refer to the most up to date Prospectus for details of minimum investment amounts in other currencies.

This share class may not be registered in all countries and dissemination is subject to prior verification of registration status.

This marketing document is exclusively for use by Professional Clients and Financial Advisers in Continental Europe and Qualified Investors in Switzerland. This document is not for consumer use, please do not redistribute. Data as at 31 August 2015, unless otherwise stated. It is not subject to German regulatory requirements that ensure impartiality of financial analysis. Therefore, the prohibition of trading before the release of financial analysis does not apply.

Past performance is not a guide to future returns. Where Invesco has expressed views and opinions, these may change. If investors are unsure if this product is suitable for them, they should seek advice from a financial adviser. **The 12 month high/low price figure calculation is taking the complete last 12 months into account including non-pricing days. The first day of the calculation period might be a non-pricing day with the highest or lowest valid price in the last 12 months. On non-pricing days, the price of the previous pricing-day is utilised to calculate the 12 month high/low price figure.** The distribution and the offering of the fund or its share classes in certain jurisdictions may be restricted by law. Persons into whose possession this document may come are required to inform themselves about and to comply with any relevant restrictions. This does not constitute an offer or solicitation by anyone in any jurisdiction in which such an offer is not authorised or to any person to whom it is unlawful to make such an offer or solicitation. Persons interested in acquiring the fund should inform themselves as to (i) the legal requirements in the countries of their nationality, residence, ordinary residence or domicile; (ii) any foreign exchange controls and (iii) any relevant tax consequences. As with all investments, there are associated risks. This document is by way of information only. Asset management services are provided by Invesco in accordance with appropriate local legislation and regulations. The fund is available only in jurisdictions where its promotion and sale is permitted. Forecasts are not reliable indicators of future performance. The forecasts and market outlook presented in this material reflect subjective judgments and assumptions of the investment manager or its delegate and unexpected events may occur. There can be no assurance that developments will transpire as forecasted in this presentation. Where securities are mentioned in this document they do not necessarily represent a specific portfolio holding and do not constitute a recommendation to purchase, hold or sell. The ongoing charges figure is based on annualised expenses for the period ending 31/08/2014. This figure may vary from year to year. It excludes portfolio transaction costs except in the case of an entry or exit charge paid by the Fund when buying or selling shares/units in another fund. Please refer to the most up to date relevant fund and share class-specific Key Investor Information Document for more information on our funds. Further information on our products is available using the contact details shown. This document is issued in Germany by Invesco Asset Management Deutschland GmbH. This document is issued in Austria by Invesco Asset Management Österreich GmbH and in Switzerland by Invesco Asset Management (Schweiz) AG. Subscriptions of shares are only accepted on the basis of the most up to date legal offering documents. The legal offering documents (fund & share class specific Key Investor Information Document, prospectus, annual and semi-annual reports, articles and trustee deed) are available free of charge from the issuers: Invesco Asset Management Deutschland GmbH, An der Welle 5, D - 60322 Frankfurt am Main; Invesco Asset Management Österreich GmbH, Rotenturmstrasse 16 - 18, A - 1010 Vienna as well as at Erste Bank der oesterreichischen Sparkassen AG, Graben 21, A-1010 Vienna acting as paying agent for funds registered for sale in Austria and Invesco Asset Management (Schweiz) AG, Talacker 34, CH-8001 Zürich, who acts as representative for the funds distributed in Switzerland. Paying agent for the funds distributed in Switzerland: BNP PARIBAS SECURITIES SERVICES, Paris, succursale de Zurich, Selnaustrasse 16; CH - 8002 Zürich. The fund is domiciled in Luxembourg.

© 2015 Morningstar. All rights reserved. The information contained herein: (1) is proprietary to Morningstar and/or its content providers; (2) may not be copied or distributed; and (3) is not warranted to be accurate, complete or timely. Neither Morningstar nor its content providers are responsible for any damages or losses arising from any use of this information.