



Invesco Emerging Market Corporate Bond Fund

A-Acc Shares

31 December 2015

This marketing document is exclusively for use by Qualified Investors in Switzerland and Professional Clients in Continental European countries where this specific fund's share class is registered for sale. This document is not for consumer use, please do not redistribute.

Summary of fund objective

The objective of the Fund is to achieve a high income yield and long-term capital appreciation by investing primarily in debt securities of emerging market corporate issuers. For the full objectives and investment policy please consult the current prospectus.

Key facts



Joseph Portera
Atlanta
Managed fund since
September 2013

Co-Fund Managers

Rashique Rahman Atlanta Managed fund since August 2015	Jorge Ordonez Atlanta Managed fund since August 2015
---	---

Share class launch

04 May 2011

Original fund launch ¹

04 May 2011

Legal status

Luxembourg SICAV with UCITS status

Share class currency

USD

Share class type

Accumulation

Fund size

USD 138.09 mn

Reference index

JPM CEMBI Broad Diversified Index

Bloomberg code

IEMCAU LX

ISIN code

LU0607516688

Settlement date

Trade Date + 3 Days

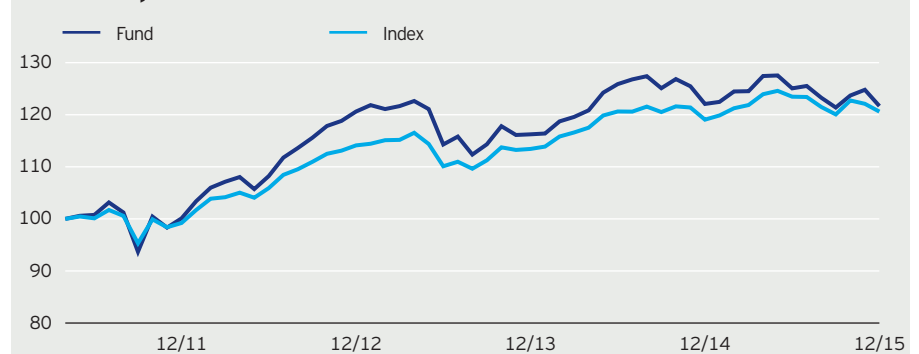
Morningstar Rating™

★★★

Quarterly fund commentary

Emerging markets (EM) corporate bonds returned 0.45% for the quarter, as measured by the J.P. Morgan CEMBI Broad Diversified Index. Performance was mixed across regions with Europe and Asia moving higher while Africa and Latin America lagged. The top performing sectors were Real Estate and Diversifieds, while Metals and Mining and Infrastructure posted the worst returns for the period. Despite ending with a positive return, Q4 was a very volatile period that saw much of the positive movement in October and the first half of November wiped out with a sharp drop in early December, especially in the high yield portion of the market as weakness in commodity prices and US risk assets weighed on EM sentiment. Continued concerns about China as well as persistent volatile asset flows are other contributing factors that have left risk aversion at elevated levels as 2015 came to a close. High yield corporate credit did outperform investment grade corporate credit, which had a positive impact on fund performance though much of that was given back in the sharp sell-off in high yield in December. By region, Asia continued to outperform given the supportive technical backdrop despite concerns about China.

Indexed performance*



Cumulative performance*

in %	YTD	1 month	1 year	3 years	Since inception
Fund	-0.33	-2.50	-0.33	0.88	21.67
Index	1.30	-1.23	1.30	5.68	20.60
Quartile ranking	2	4	2	2	-
Absolute ranking	25/68	59/71	25/68	15/41	-

Mstar GIF OS Sector: Offshore OE Global Emerging Markets Corporate Bond

Calendar year performance*

in %	2011	2012	2013	2014	2015
Fund	-	20.49	-3.63	5.02	-0.33
Index	-	15.01	-0.60	4.96	1.30

Standardised rolling 12 month performance**

in %	31.12.10	31.12.11	31.12.12	31.12.13	31.12.14	31.12.15
Fund	-	20.49	-3.63	5.02	-0.33	-0.33

The standardised rolling 12 month performance information is updated on a quarterly basis beginning one year after the share class launch. As the share class was launched on 4 May 2011, data is not available for the complete period covered by the table. Should you require up-to-date past performance information this is available on our website www.invescoeuropa.com or by contacting us.

Past performance is not a guide to future returns. The performance shown does not take account of the commissions and costs incurred on the issue and redemption of units.

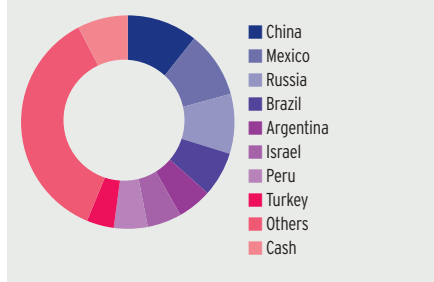
* (Source: © 2015 Morningstar) Mid to mid, gross income re-invested to 31 December 2015 unless otherwise stated. The figures do not reflect the entry charge payable by individual investors. **Mid to mid, gross income re-invested to 31 December 2015. All performance data on this factsheet is in the currency of the share class. Reference Index Source: Bloomberg.

Invesco Emerging Market Corporate Bond Fund

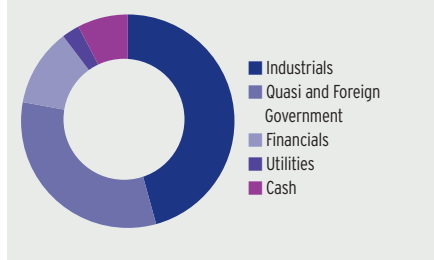
A-Acc Shares

31 December 2015

Geographical weightings of the fund in %*



Sector weightings of the fund in %*



Yield %*

Gross Current Yield	6.55
Gross Redemption Yield	7.71

NAV and fees

Current NAV	USD 12.17
12 month price high	USD 12.78 (26/05/2015)
12 month price low	USD 12.07 (07/01/2015)
Minimum investment ²	USD 1,500
Entry charge	Up to 5.00%
Annual management fee	1.5%
Ongoing charges	1.84% (31/08/2014)

Geographical weightings*

in %	Fund	Index
China	10.7	6.7
Mexico	10.1	4.7
Russia	9.1	5.3
Brazil	6.8	4.7
Argentina	5.2	1.4
Israel	5.2	3.0
Peru	5.1	3.6
Turkey	4.1	4.5
Others	36.1	66.1
Cash	7.7	0.0

Maturity distribution*

in %	Fund	Index
0-3 years	10.8	19.4
3-7 years	42.5	46.3
7-10 years	31.3	20.8
10-15 years	6.6	2.7
15+ years	8.8	10.9

Credit ratings*

(average rating: BB+)

in %	Fund	Index
AAA	0.0	0.2
AA	1.6	8.2
A	10.3	19.6
BBB	45.0	40.6
BB	18.9	17.7
B	10.6	6.5
CCC and Below	5.8	1.5
Not Rated	0.2	5.6
Cash and FX	7.7	0.0

Sector weightings*

in %	Fund	Index
Industrials	45.7	56.2
Quasi and Foreign	32.2	0.0
Government		
Financials	11.8	33.5
Utilities	2.7	10.3
Cash	7.7	0.0

Duration distribution*

(average duration: 5.2)

in %	Fund	Index
Under 3 years	14.8	28.0
3-4 years	18.4	20.8
4-5 years	9.8	13.9
5-6 years	20.1	13.1
6+ years	36.9	24.3

Currency exposure*

	%
US Dollar	100.0

Invesco Emerging Market Corporate Bond Fund

A-Acc Shares

31 December 2015

Risk Warnings

The value of investments and any income will fluctuate (this may partly be the result of exchange rate fluctuations) and investors may not get back the full amount invested. Debt instruments are exposed to credit risk which is the ability of the borrower to repay the interest and capital on the redemption date. Changes in interest rates will result in fluctuations in the value of the fund. As a large portion of the fund is invested in less developed countries, you should be prepared to accept significantly large fluctuations of the value of the fund. The risks described herein are the fund specific material risks. For more information please consult the current fund and share class specific Key Investor Information Document (KIID) and for a complete set of risks the current prospectus.

Important Information

¹The original fund launch date in this factsheet is identical with the fund launch date on the KIID.

²The minimum investment amounts are: USD 1,500 / EUR 1,000 / GBP 1,000 / CHF 1,500 / SEK 10,000.

Please contact us or refer to the most up to date Prospectus for details of minimum investment amounts in other currencies.

This share class may not be registered in all countries and dissemination is subject to prior verification of registration status.

This marketing document is exclusively for use by Professional Clients and Financial Advisers in Continental Europe and Qualified Investors in Switzerland. This document is not for consumer use, please do not redistribute. Data as at 31 December 2015, unless otherwise stated. It is not subject to German regulatory requirements that ensure impartiality of financial analysis. Therefore, the prohibition of trading before the release of financial analysis does not apply.

Past performance is not a guide to future returns. Where Invesco has expressed views and opinions, these may change. If investors are unsure if this product is suitable for them, they should seek advice from a financial adviser. **The 12 month high/low price figure calculation is taking the complete last 12 months into account including non-pricing days. The first day of the calculation period might be a non-pricing day with the highest or lowest valid price in the last 12 months. On non-pricing days, the price of the previous pricing-day is utilised to calculate the 12 month high/low price figure.** The distribution and the offering of the fund or its share classes in certain jurisdictions may be restricted by law. Persons into whose possession this document may come are required to inform themselves about and to comply with any relevant restrictions. This does not constitute an offer or solicitation by anyone in any jurisdiction in which such an offer is not authorised or to any person to whom it is unlawful to make such an offer or solicitation. Persons interested in acquiring the fund should inform themselves as to (i) the legal requirements in the countries of their nationality, residence, ordinary residence or domicile; (ii) any foreign exchange controls and (iii) any relevant tax consequences. As with all investments, there are associated risks. This document is by way of information only. Asset management services are provided by Invesco in accordance with appropriate local legislation and regulations. The fund is available only in jurisdictions where its promotion and sale is permitted. Forecasts are not reliable indicators of future performance. The forecasts and market outlook presented in this material reflect subjective judgments and assumptions of the investment manager or its delegate and unexpected events may occur. There can be no assurance that developments will transpire as forecasted in this presentation. Where securities are mentioned in this document they do not necessarily represent a specific portfolio holding and do not constitute a recommendation to purchase, hold or sell. The ongoing charges figure is based on annualised expenses for the period ending 31/08/2014. This figure may vary from year to year. It excludes portfolio transaction costs except in the case of an entry or exit charge paid by the Fund when buying or selling shares/units in another fund. Please refer to the most up to date relevant fund and share class-specific Key Investor Information Document for more information on our funds. Further information on our products is available using the contact details shown. The yields shown are expressed as a % per annum of the current NAV of the fund. They are an estimate for the next 12 months, assuming that the fund's portfolio remains unchanged and there are no defaults or deferrals of coupon payments or capital repayments. Cash income is estimated coupons from bonds. The gross current yield is an indication of the expected cash income over the next 12 months. The estimated gross redemption yield is a longer-term picture indicating expected annual total return. This means that in addition to expected cash income, it includes the amortised annual value of unrealised capital gains or losses of bond holdings currently held by the fund, calculated with reference to their current market price and expected redemption value made upon maturity of the bonds. Neither of the yields is guaranteed. Nor do they reflect the fund charges or the entry charge of the fund. Investors may be subject to tax on distributions. This document is issued in Germany by Invesco Asset Management Deutschland GmbH. This document is issued in Austria by Invesco Asset Management Österreich GmbH and in Switzerland by Invesco Asset Management (Schweiz) AG. Subscriptions of shares are only accepted on the basis of the most up to date legal offering documents. The legal offering documents (fund & share class specific Key Investor Information Document, prospectus, annual and semi-annual reports, articles and trustee deed) are available free of charge from the issuers: Invesco Asset Management Deutschland GmbH, An der Welle 5, D - 60322 Frankfurt am Main; Invesco Asset Management Österreich GmbH, Rotenturmstrasse 16 - 18, A - 1010 Vienna as well as at Erste Bank der oesterreichischen Sparkassen AG, Graben 21, A-1010 Vienna acting as paying agent for funds registered for sale in Austria and Invesco Asset Management (Schweiz) AG, Talacker 34, CH-8001 Zürich, who acts as representative for the funds distributed in Switzerland. Paying agent for the funds distributed in Switzerland: BNP PARIBAS SECURITIES SERVICES, Paris, succursale de Zurich, Selnaustrasse 16; CH - 8002 Zürich. The fund is domiciled in Luxembourg.

© 2015 Morningstar. All rights reserved. The information contained herein: (1) is proprietary to Morningstar and/or its content providers; (2) may not be copied or distributed; and (3) is not warranted to be accurate, complete or timely. Neither Morningstar nor its content providers are responsible for any damages or losses arising from any use of this information.