

Summary of fund objective

The Fund aims to achieve a combination of income and capital growth over the medium to long-term. The Fund will primarily invest in debt securities. The Fund may also take active currency positions on all currencies worldwide including through the use of derivatives. For the full objectives and investment policy please consult the current prospectus.

Key facts



Stuart Edwards
Henley -on- Thames
Managed fund since
March 2010

Deputy Fund Manager

Jack Parker, Henley -on- Thames,
Managed fund since July 2015

Share class launch

14 August 2000

Original fund launch

01 July 1994

Legal status

Luxembourg SICAV with UCITS status

Share class currency

EUR

Share class type

Accumulation

Fund size

USD 86.10 mn

Reference index

Mstar GIF OS Global Bond

Bloomberg code

INVPGBE LX

ISIN code

LU0115143918

Settlement date

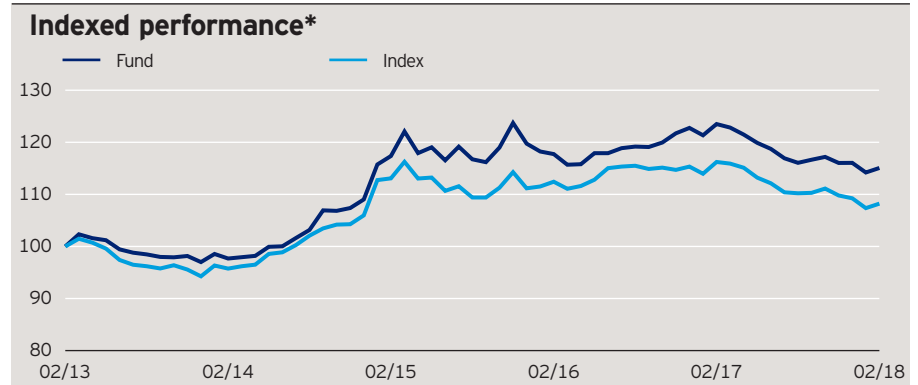
Trade Date + 3 Days

Morningstar Rating™

★★★★

Quarterly fund commentary

The final quarter of 2017 was an active period for Central Banks. The US Federal Reserve began to reduce the level of assets on its balance sheet, the European Central Bank announced it intended to reduce the rate of its asset purchase programme from January 2018 and the Bank of England hiked Bank Rate by 0.25%. Despite this backdrop of reduced central bank support, government bonds delivered positive returns with the Gilt market the highest returning of the core markets. This reflected the fact that the policy changes had all been widely communicated in advance. The strong Gilt performance was in part a result of dovish statements that accompanied the hike and the UK government's agreement with the European Union on the first phase of the Brexit negotiations. The fund is mainly invested in government bonds (both developed and emerging markets). Although our long term view is that government bond yields rise, we are finding selective value in some areas. The fund has positions in investment grade corporate bonds and some corporate emerging market bonds. Currency markets provide an additional source of potential return. We continue to maintain a structurally low level of interest rate risk (duration) in the fund. However, from time to time we might add some interest rate exposure to exploit some short term investment opportunities we identify.



The performance period shown here starts on the last day of the first indicated month and ends on the last day of the last indicated month.

Cumulative performance*

in %	YTD	1 month	1 year	3 years	5 years
Fund	-0.85	0.76	-6.83	-1.95	15.07
Index	-0.94	0.80	-6.87	-4.28	8.24

Calendar year performance*

in %	2013	2014	2015	2016	2017
Fund	-3.19	12.40	9.83	2.52	-5.46
Index	-6.38	12.42	4.90	3.75	-5.27

Standardised rolling 12 month performance**

in %	31.12.12	31.12.13	31.12.14	31.12.15	31.12.16
Fund	-3.19	12.40	9.83	2.52	-5.46

The standardised past performance information is updated on a quarterly basis. Should you require up-to-date past performance information this is available on our website www.invescoeuropa.com or by contacting us.

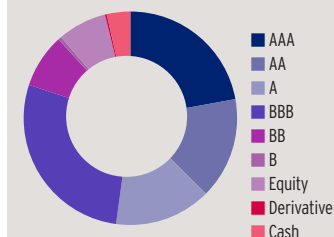
Past performance is not a guide to future returns. The performance shown does not take account of the commissions and costs incurred on the issue and redemption of units.

Invesco Global Bond Fund

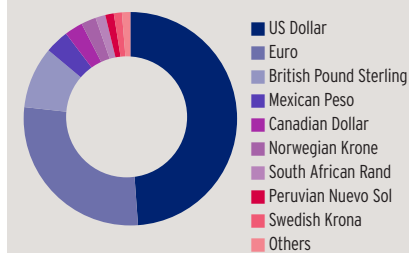
E-Acc Shares

28 February 2018

Credit ratings of the fund in %*



Currency exposure of the fund in %*



NAV and fees

Current NAV

EUR 7.13

12 month price high

EUR 7.68 (02/03/2017)

12 month price low

EUR 7.02 (15/02/2018)

Minimum investment ¹

EUR 500

Entry charge

Up to 3.00%

Annual management fee

0.9%

Ongoing charges

1.23% (31/08/2017)

Top 10 issuers*

(total holdings: 64)

Issuer	in %
United States	16.8
Spain	7.5
IP GEM Bond Fund	7.4
Belgium	5.8
Portugal	5.4
Mexico	4.7
Australia	4.7
Barclays	4.0
South Africa	3.6
Poland	3.5

Credit ratings*

(average rating: A)

Credit Rating	in %	Currency exposure*	in %
AAA	22.1	US Dollar	48.9
AA	15.4	Euro	27.9
A	14.7	British Pound Sterling	9.3
BBB	27.9	Mexican Peso	3.6
BB	8.2	Canadian Dollar	2.8
B	0.5	Norwegian Krone	2.3
Equity	7.4	South African Rand	1.5
Derivative	0.3	Peruvian Nuevo Sol	1.3
Cash	3.6	Swedish Krona	1.2
		Others	1.3

Modified duration*

in years

Modified duration	5.6
-------------------	-----

Yield %*

Gross Current Yield	2.79
Gross Redemption Yield	2.66

3 year characteristics**

Alpha	1.00
Beta	1.09
Correlation	0.89
Information ratio	0.30
Sharpe ratio	-0.08
Tracking error in %	2.72
Volatility in %	5.93

For detailed information about the 3 year characteristics please see <http://www.invescoeuropa.com/CE/Glossary.pdf>.

Invesco Global Bond Fund

E-Acc Shares

28 February 2018

Risk Warnings

The value of investments and any income will fluctuate (this may partly be the result of exchange rate fluctuations) and investors may not get back the full amount invested. Debt instruments are exposed to credit risk which is the ability of the borrower to repay the interest and capital on the redemption date. Changes in interest rates will result in fluctuations in the value of the fund. The fund will invest in derivatives (complex instruments) which will result in the fund being leveraged and may result in large fluctuations in the value of the fund. The fund may invest in distressed securities which carry a significant risk of capital loss. The fund may invest in contingent convertible bonds which may result in significant risk of capital loss based on certain trigger events. The fund may hold a large amount of debt instruments which are of lower credit quality and may result in large fluctuations in the value of the fund.

Important Information

¹The minimum investment amounts are: EUR 500 / USD 650 / GBP 400 / CHF 650 / SEK 4,500. Please contact us or refer to the most up to date Prospectus for details of minimum investment amounts in other currencies.

This marketing document is exclusively for use by Professional Clients and Financial Advisers in Continental Europe and Qualified Investors in Switzerland. This document is not for consumer use, please do not redistribute. For the purpose of the distribution of this document Continental Europe is defined as Switzerland, Spain, Finland, France, Greece, Italy, Luxembourg, Netherlands, Norway, Portugal, Sweden. Data as at 28 February 2018, unless otherwise stated. This document is marketing material and is not intended as a recommendation to invest in any particular asset class, security or strategy. Regulatory requirements that require impartiality of investment/investment strategy recommendations are therefore not applicable nor are any prohibitions to trade before publication. The information provided is for illustrative purposes only, it should not be relied upon as recommendations to buy or sell securities. By accepting this document, you consent to communicate with us in English, unless you inform us otherwise.

Past performance is not a guide to future returns. Where individuals or the business have expressed opinions, they are based on current market conditions, they may differ from those of other investment professionals and are subject to change without notice and are not to be construed as investment advice. This marketing document is not an invitation to subscribe for shares in the fund and is by way of information only, it should not be considered financial advice. This does not constitute an offer or solicitation by anyone in any jurisdiction in which such an offer is not authorised or to any person to whom it is unlawful to make such an offer or solicitation. Persons interested in acquiring the fund should inform themselves as to (i) the legal requirements in the countries of their nationality, residence, ordinary residence or domicile; (ii) any foreign exchange controls and (iii) any relevant tax consequences. As with all investments, there are associated risks. This document is by way of information only. Asset management services are provided by Invesco in accordance with appropriate local legislation and regulations. The fund is available only in jurisdictions where its promotion and sale is permitted. Not all share classes of this fund may be available for public sale in all jurisdictions and not all share classes are the same nor do they necessarily suit every investor. Fee structure and minimum investment levels may vary dependent on share class chosen. Please check the most recent version of the fund prospectus in relation to the criteria for the individual share classes and contact your local Invesco office for full details of the fund registration status in your jurisdiction. Forecasts are not reliable indicators of future performance. The ongoing charges figure is based on annualised expenses for the period ending 31/08/2017. This figure may vary from year to year. It excludes portfolio transaction costs except in the case of an entry or exit charge paid by the Fund when buying or selling shares/units in another fund. For more information on our funds, please refer to the most up to date relevant fund and share class-specific Key Investor Information Documents, the latest Annual or Interim Reports and the latest Prospectus, and constituent documents. This information is available using the contact details of the issuer and is without charge. Further information on our products is available using the contact details shown. The yields shown are expressed as a % per annum of the current NAV of the fund. They are an estimate for the next 12 months, assuming that the fund's portfolio remains unchanged and there are no defaults or deferrals of coupon payments or capital repayments. Cash income is estimated coupons from bonds. The gross current yield is an indication of the expected cash income over the next 12 months. The estimated gross redemption yield is a longer-term picture indicating expected annual total return. This means that in addition to expected cash income, it includes the amortised annual value of unrealised capital gains or losses of bond holdings currently held by the fund, calculated with reference to their current market price and expected redemption value made upon maturity of the bonds. Neither of the yields is guaranteed. Nor do they reflect the fund charges or the entry charge of the fund. Investors may be subject to tax on distributions. Subscriptions of shares are only accepted on the basis of the most up to date legal offering documents. The legal offering documents (fund & share class specific Key Investor Information Document, prospectus, annual and semi-annual reports, articles and trustee deed) are available free of charge with your local Invesco representative or on our website www.invescoeuropa.com.

© 2018 Morningstar. All rights reserved. The information contained herein: (1) is proprietary to Morningstar and/or its content providers; (2) may not be copied or distributed; and (3) is not warranted to be accurate, complete or timely. Neither Morningstar nor its content providers are responsible for any damages or losses arising from any use of this information.

Invesco Global Bond Fund

E-Acc Shares

28 February 2018

Important Information

Additional information for Finland: Issued in Finland by Invesco Asset Management S.A., 16-18 rue de Londres, 75009 Paris, France.

Additional information for France: Issued in France by Invesco Asset Management S.A., 16-18 rue de Londres, 75009 Paris, France.

Additional information for Greece: Issued in Greece by Invesco Asset Management S.A., 16-18 rue de Londres, 75009 Paris, France.

Additional information for Italy: Issued in Italy by Invesco Asset Management SA, Sede Secondaria, Via Bocchetto 6, 20123 Milan, Italy. The fund is registered in Italy for professional investors only and not for public distribution.

Additional information for Luxembourg: Issued in Luxembourg by Invesco Asset Management SA, 16-18 rue de Londres, 75009 Paris, France.

Additional information for the Netherlands: Issued in the Netherlands by Invesco Asset Management S.A. Dutch Branch, Vinoly Building, Claude Debussylaan 26, 1082 MD Amsterdam, The Netherlands, www.invesco.nl.

Additional information for Norway: Issued in Norway by Invesco Asset Management S.A., 16-18 rue de Londres, 75009 Paris, France.

Additional information for Portugal: Issued in Portugal by Invesco Asset Management S.A., 16-18 rue de Londres, 75009 Paris, France.

Additional information for Spain: Issued in Spain by Invesco Asset Management S.A., Sucursal en España, C/ Goya 6 - 3º, 28001 Madrid, Spain.

Additional information for Sweden: Issued in Sweden by Invesco Asset Management S.A. Swedish Filial (France), Stureplan 4c, 4th floor, Stockholm 114 35, Sweden.

Additional information for Switzerland: Issued in Switzerland by Invesco Asset Management (Schweiz) AG, Talacker 34, CH-8001 Zurich, who acts as representative for the funds distributed in Switzerland. Paying agent for the funds distributed in Switzerland: BNP PARIBAS SECURITIES SERVICES, Paris, succursale de Zurich, Selnaustrasse 16, CH-8002 Zurich. The legal offering documents are available free of charge at our website and local language from the issuer of this document. The fund is domiciled in Luxembourg.