

## Summary of fund objective

The Fund aims to generate a rising level of income, together with long-term capital growth, investing primarily in global equities. In pursuing this objective, the Investment Adviser may include investments that they consider appropriate which include transferable securities, money market instruments, warrants, undertakings for collective investment, deposits and other permitted investments. For the full objectives and investment policy please consult the current prospectus.

## Key facts



Nick Mustoe (lead) and Invesco Perpetual Global Equity Income Group<sup>1</sup>. Managed fund since December 2012

### Share class launch

15 December 2011

### Original fund launch<sup>2</sup>

07 November 1989

### Legal status

Luxembourg SICAV with UCITS status

### Share class currency

EUR

### Share class type

Accumulation

### Fund size

USD 1.11 bn

### Reference index

MSCI World Index-ND

### Bloomberg code

IGEIEAU LX

### ISIN code

LU0607513586

### Settlement date

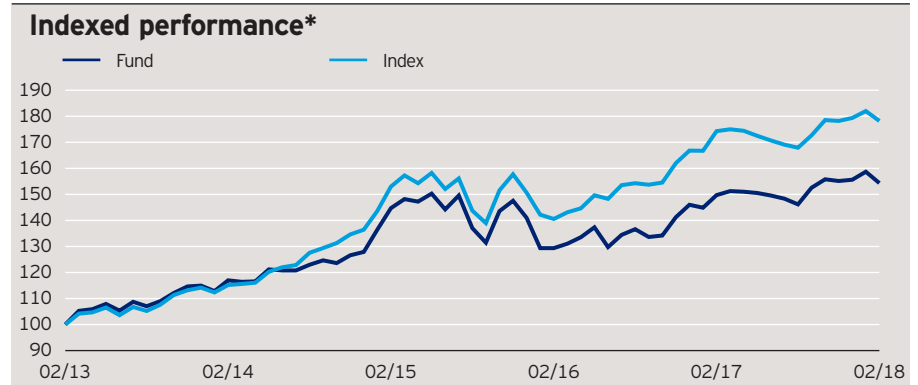
Trade Date + 3 Days

### Morningstar Rating™

★★★

## Quarterly fund commentary

Global equity markets ended the year near all-time highs amid solid corporate earnings and synchronised global economic growth. US Federal Reserve (Fed) chair Janet Yellen told the Joint Economic Committee: "The economic expansion is increasingly broad based across (US) sectors as well as across much of the global economy." Equity market performance in December helped global equity markets achieve their best annual performance since the post financial crisis recovery. The Fed increased interest rates in December, as was widely anticipated. Though it was President Trump's end-of-year tax-cutting package and promised infrastructure spending which boosted equity market returns globally and not just in the US. The performance of the UK and European equity markets was largely driven by the oil & gas as well as the mining sectors. They had benefited from a sharp improvement in copper prices, buoyed by demand in China and strengthening global economic growth. The fund's strategy is to look for what we view as high quality companies at attractive valuations. We seek to invest in businesses that provide an attractive yield, a sustainable and growing level of income and capital upside potential. By quality, we refer to businesses that generate high and sustainable returns. We believe that these types of companies are more likely to be able to return cash to investors in the form of growing dividends.



The performance period shown here starts on the last day of the first indicated month and ends on the last day of the last indicated month.

## Cumulative performance\*

in %	YTD	1 month	1 year	3 years	5 years
Fund	-0.83	-2.75	3.08	6.65	54.33
Index	-0.64	-2.09	2.25	16.48	78.19

## Calendar year performance\*

in %	2013	2014	2015	2016	2017
Fund	22.27	11.25	10.24	3.56	6.59
Index	21.20	19.50	10.42	10.73	7.51

## Standardised rolling 12 month performance\*\*

in %	31.12.12	31.12.13	31.12.14	31.12.15	31.12.16	31.12.17
Fund	22.27	11.25	10.24	3.56	6.59	

The standardised past performance information is updated on a quarterly basis. Should you require up-to-date past performance information this is available on our website [www.invescoeuropa.com](http://www.invescoeuropa.com) or by contacting us.

**Past performance is not a guide to future returns. The performance shown does not take account of the commissions and costs incurred on the issue and redemption of units.**

# Invesco Global Equity Income Fund

## E-Acc Shares

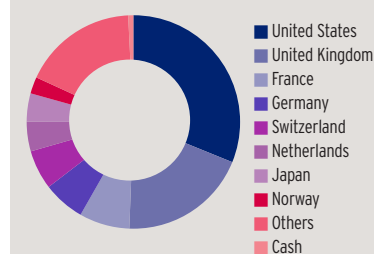
28 February 2018

### Holdings and active weights\*

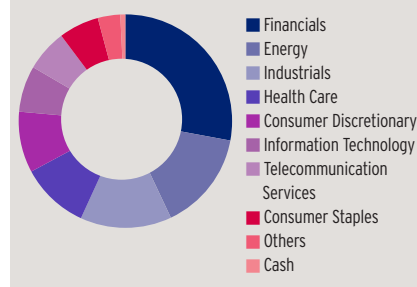
(total holdings: 56)

Top 10 holdings	%	Top 10 positive	+	Top 10 negative	-
JPMorgan Chase	3.2	Royal Dutch Shell 'A' (EUR)	2.9	Apple	2.3
Royal Dutch Shell 'A' (EUR)	2.9	Orange	2.7	Amazon	1.5
Orange	2.8	Taiwan Semiconductor ADR	2.5	Facebook 'A'	1.0
Chevron	2.6	Statoil	2.5	Johnson & Johnson	0.9
Statoil	2.5	CaixaBank	2.4	Alphabet 'C'	0.8
Intesa Sanpaolo	2.5	Intesa Sanpaolo	2.4	Alphabet 'A'	0.8
Total	2.5	JPMorgan Chase	2.2	Bank of America	0.8
BP	2.5	Deutsche Post	2.2	Exxon Mobil	0.8
Taiwan Semiconductor ADR	2.5	Total	2.2	Berkshire Hathaway 'B'	0.6
CaixaBank	2.5	BP	2.2	Nestle	0.6

### Geographical weightings of the fund in %\*



### Sector weightings of the fund in %\*



### Geographical weightings\*

in %	Fund	Index
United States	31.1	59.6
United Kingdom	19.5	6.3
France	7.6	3.9
Germany	6.3	3.6
Switzerland	6.0	3.2
Netherlands	4.5	1.1
Japan	4.3	9.2
Norway	2.5	0.3
Others	17.4	13.0
Cash	0.8	0.0

### Sector weightings\*

in %	Fund	Index
Financials	27.9	18.3
Energy	15.1	5.8
Industrials	13.9	11.6
Health Care	10.3	11.7
Consumer Discretionary	9.2	12.7
Information Technology	7.0	17.8
Telecommunication Services	6.3	2.6
Consumer Staples	6.1	8.5
Others	3.4	10.8
Cash	0.8	0.0

### Financial characteristics\*

Average weighted market capitalisation	EUR 94.53 bn
Median market capitalisation	EUR 47.98 bn

### 3 year characteristics\*\*

Alpha	-3.11
Beta	1.06
Correlation	0.95
Information ratio	-0.71
Sharpe ratio	0.19
Tracking error in %	4.06
Volatility in %	12.57

For detailed information about the 3 year characteristics please see <http://www.invescoeuropa.com/CE/Glossary.pdf>.

### NAV and fees

#### Current NAV

EUR 19.09

#### 12 month price high

EUR 19.97 (23/01/2018)

#### 12 month price low

EUR 17.76 (29/08/2017)

#### Minimum investment<sup>3</sup>

EUR 500

#### Entry charge

Up to 3.00%

#### Annual management fee

2.25%

#### Ongoing charges

2.63% (31/08/2017)

---

# Invesco Global Equity Income Fund

## E-Acc Shares

28 February 2018

---

### Risk Warnings

The value of investments and any income will fluctuate (this may partly be the result of exchange rate fluctuations) and investors may not get back the full amount invested.

---

### Important Information

<sup>1</sup>Invesco Perpetual Global Equity Income Group comprises Chief Investment Officer Nick Mustoe (lead) and Fund Managers Simon Clinch, Stephanie Butcher, Tim Dickson, Tony Roberts, Andrew Hall and Tim Marshall.

<sup>2</sup>The Original Fund Launch date shown herein is different from the fund launch date shown in the KIID, as it indicates the launch date of a previous fund that was merged into the fund shown and therefore the track record starts with this previous fund. Further information can be found on our website: [www.invescoeurope.com](http://www.invescoeurope.com).

<sup>3</sup>The minimum investment amounts are: EUR 500 / USD 650 / GBP 400 / CHF 650 / SEK 4,500. Please contact us or refer to the most up to date Prospectus for details of minimum investment amounts in other currencies.

**This marketing document is exclusively for use by Professional Clients and Financial Advisers in Continental Europe and Qualified Investors in Switzerland. This document is not for consumer use, please do not redistribute. For the purpose of the distribution of this document Continental Europe is defined as Switzerland, Spain, France, Italy, Luxembourg, Netherlands, Norway, Portugal, Sweden. Data as at 28 February 2018, unless otherwise stated. This document is marketing material and is not intended as a recommendation to invest in any particular asset class, security or strategy. Regulatory requirements that require impartiality of investment/investment strategy recommendations are therefore not applicable nor are any prohibitions to trade before publication. The information provided is for illustrative purposes only, it should not be relied upon as recommendations to buy or sell securities. By accepting this document, you consent to communicate with us in English, unless you inform us otherwise.**

The Invesco Global Equity Income Fund was formerly named Morgan Stanley Global Value Equity Fund, and it became the Invesco Global Value Equity Fund on 06/09/2010 as part of Invesco's acquisition of Van Kampen Investments/Morgan Stanley Retail Asset Management Business. The fund was finally renamed to Invesco Global Equity Income Fund on 30/09/2011. Past performance is not a guide to future returns. Where individuals or the business have expressed opinions, they are based on current market conditions, they may differ from those of other investment professionals and are subject to change without notice and are not to be construed as investment advice. This marketing document is not an invitation to subscribe for shares in the fund and is by way of information only, it should not be considered financial advice. This does not constitute an offer or solicitation by anyone in any jurisdiction in which such an offer is not authorised or to any person to whom it is unlawful to make such an offer or solicitation. Persons interested in acquiring the fund should inform themselves as to (i) the legal requirements in the countries of their nationality, residence, ordinary residence or domicile; (ii) any foreign exchange controls and (iii) any relevant tax consequences. As with all investments, there are associated risks. This document is by way of information only. Asset management services are provided by Invesco in accordance with appropriate local legislation and regulations. The fund is available only in jurisdictions where its promotion and sale is permitted. Not all share classes of this fund may be available for public sale in all jurisdictions and not all share classes are the same nor do they necessarily suit every investor. Fee structure and minimum investment levels may vary dependent on share class chosen. Please check the most recent version of the fund prospectus in relation to the criteria for the individual share classes and contact your local Invesco office for full details of the fund registration status in your jurisdiction. Forecasts are not reliable indicators of future performance. The ongoing charges figure is based on annualised expenses for the period ending 31/08/2017. This figure may vary from year to year. It excludes portfolio transaction costs except in the case of an entry or exit charge paid by the Fund when buying or selling shares/units in another fund. For more information on our funds, please refer to the most up to date relevant fund and share class-specific Key Investor Information Documents, the latest Annual or Interim Reports and the latest Prospectus, and constituent documents. This information is available using the contact details of the issuer and is without charge. Further information on our products is available using the contact details shown. Subscriptions of shares are only accepted on the basis of the most up to date legal offering documents. The legal offering documents (fund & share class specific Key Investor Information Document, prospectus, annual and semi-annual reports, articles and trustee deed) are available free of charge with your local Invesco representative or on our website [www.invescoeurope.com](http://www.invescoeurope.com).

© 2018 Morningstar. All rights reserved. The information contained herein: (1) is proprietary to Morningstar and/or its content providers; (2) may not be copied or distributed; and (3) is not warranted to be accurate, complete or timely. Neither Morningstar nor its content providers are responsible for any damages or losses arising from any use of this information.

---

# Invesco Global Equity Income Fund

## E-Acc Shares

28 February 2018

---

### Important Information

**Additional information for Cyprus:** Issued in Cyprus by Invesco Asset Management S.A. 18, rue de Londres, F-75009 Paris. Authorised and regulated by the Autorité des marchés financiers in France.

**Additional information for France:** Issued in France by Invesco Asset Management S.A., 16-18 rue de Londres, 75009 Paris, France.

**Additional information for Italy:** Issued in Italy by Invesco Asset Management SA, Sede Secondaria, Via Bocchetto 6, 20123 Milan, Italy. The fund is registered in Italy for professional investors only and not for public distribution.

**Additional information for Luxembourg:** Issued in Luxembourg by Invesco Asset Management SA, 16-18 rue de Londres, 75009 Paris, France.

**Additional information for Malta:** Issued in Malta by Invesco Asset Management S.A. 18, rue de Londres, F-75009 Paris. Authorised and regulated by the Autorité des marchés financiers in France. Investments should be based on the full details of the Prospectuses. The Prospectuses, the fund and share class-specific Key Investor Information Documents and further information are available from Invesco Asset Management S.A.

**Additional information for the Netherlands:** Issued in the Netherlands by Invesco Asset Management S.A. Dutch Branch, Vinoly Building, Claude Debussylaan 26, 1082 MD Amsterdam, The Netherlands, [www.invesco.nl](http://www.invesco.nl).

**Additional information for Norway:** Issued in Norway by Invesco Asset Management S.A., 16-18 rue de Londres, 75009 Paris, France.

**Additional information for Portugal:** Issued in Portugal by Invesco Asset Management S.A., 16-18 rue de Londres, 75009 Paris, France.

**Additional information for Spain:** Issued in Spain by Invesco Asset Management S.A., Sucursal en España, C/ Goya 6 - 3º, 28001 Madrid, Spain.

**Additional information for Sweden:** Issued in Sweden by Invesco Asset Management S.A. Swedish Filial (France), Stureplan 4c, 4th floor, Stockholm 114 35, Sweden.

**Additional information for Switzerland:** Issued in Switzerland by Invesco Asset Management (Schweiz) AG, Talacker 34, CH-8001 Zurich, who acts as representative for the funds distributed in Switzerland. Paying agent for the funds distributed in Switzerland: BNP PARIBAS SECURITIES SERVICES, Paris, succursale de Zurich, Selnaustrasse 16, CH-8002 Zurich. The legal offering documents are available free of charge at our website and local language from the issuer of this document. The fund is domiciled in Luxembourg.