

### Summary of fund objective

The objective of the Fund is to achieve long-term capital growth by investing principally in equity or similar instruments of Indian companies. For the full objectives and investment policy please consult the current prospectus.

### Key facts



Shekhar  
Sambhshivan  
Hong Kong  
Managed fund since  
May 2006

**Share class launch**  
11 December 2006

**Original fund launch <sup>1</sup>**  
02 December 1994

**Legal status**  
Luxembourg SICAV with UCITS status

**Share class currency**  
EUR

**Share class type**  
Accumulation

**Fund size**  
USD 465.21 mn

**Reference index**  
MSCI India 10-40 NR USD

**Bloomberg code**  
ININEEA LX

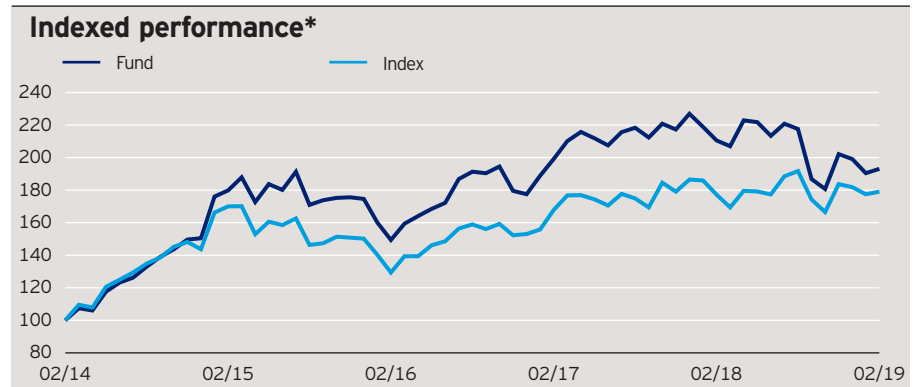
**ISIN code**  
LU0267984697

**Settlement date**  
Trade Date + 3 Days

**Morningstar Rating™**  
★★★

### Quarterly fund commentary

India was among the best performing markets in Asia over the quarter. Against a more favourable global backdrop of declining oil prices and a relaxation in dollar strength, domestic financial conditions also improved following various central bank monetary operations which ensured ample liquidity. Even though real GDP growth moderated in the fourth quarter, India's ongoing structural growth story remains intact. This is backed by favourable demographics, reforms in financial inclusion and digitalization, and growing rural consumption. On the policy front, the Reserve Bank of India kept policy rates unchanged following its monetary policy committee meetings over the quarter, but changed its policy stance to "calibrated tightening". On a sectoral basis, financials was the best performing sector, recovering from losses in the previous quarter. Consumer staples recorded gains too, boosted by a less severe monsoon season as well as more populist government measures targeting consumers ahead of a general election in mid-2019. In terms of investment strategy, we continued to identify companies with improving earnings outlook and market share and at reasonable valuations. Our bottom-up stock selection led to a tilt towards the consumer, financials, industrials and materials sectors over energy, information technology and communication services sectors.



The performance period shown here starts on the last day of the first indicated month and ends on the last day of the last indicated month.

### Cumulative performance\*

in %	YTD	1 month	1 year	3 years	5 years
Fund	-3.02	1.39	-8.29	29.26	93.08
Index	-1.51	0.92	1.06	38.43	79.10

### Calendar year performance\*

in %	2014	2015	2016	2017	2018
Fund	52.56	16.09	1.65	27.84	-12.26
Index	42.07	4.54	1.89	21.88	-2.50

### Standardised rolling 12 month performance\*

in %	28.02.14	28.02.15	28.02.16	28.02.17	28.02.18	28.02.19
Fund	79.84	-16.94	33.34	5.70	-8.29	
Index	69.99	-23.89	29.75	5.57	1.06	

Past performance is not a guide to future returns. The performance shown does not take account of the commissions and costs incurred on the issue and redemption of units.

# Invesco India Equity Fund

## E-Acc Shares

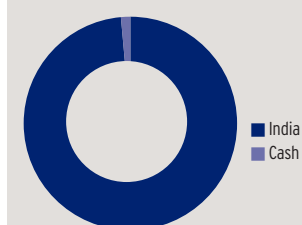
28 February 2019

### Holdings and active weights\*

(total holdings: 36)

Top 10 holdings	%	Top 10 overweight	+	Top 10 underweight	-
HDFC Bank	8.3	HDFC Bank	8.3	Reliance Industries	8.9
Infosys	6.8	Cholamandalam Investment and Finance	4.3	ITC	3.1
Housing Development Finance	6.7	Bajaj Finance	4.3	Axis Bank	3.0
Bajaj Finance	5.8	Indusind Bank	4.1	Housing Development Finance	2.0
Tata Consultancy Services	5.3	Titan	3.7	HCL Technologies	1.9
ICICI Bank	4.8	Tech Mahindra	3.5	Infosys	1.6
Tech Mahindra	4.8	Britannia Industries	2.6	Mahindra & Mahindra	1.6
Titan	4.7	Divis Laboratories	2.1	Bharti Airtel	1.5
Maruti Suzuki India	4.3	ICICI Bank	2.1	Wipro	1.4
Cholamandalam Investment and Finance	4.3	Maruti Suzuki India	2.0	Asian Paints	1.3

### Geographical weightings of the fund in %\*



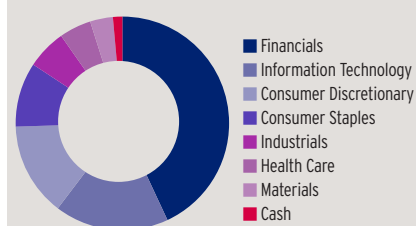
### Geographical weightings\*

in %	Fund	Index
India	98.6	100.0
Cash	1.4	0.0

### Sector weightings\*

in %	Fund	Index
Financials	43.1	23.3
Information Technology	17.3	18.8
Consumer Discretionary	14.2	9.7
Consumer Staples	9.8	11.4
Industrials	6.0	4.2
Health Care	4.9	5.6
Materials	3.5	8.6
Energy	0.0	12.7
Others	0.0	5.9
Cash	1.4	0.0

### Sector weightings of the fund in %\*



### Financial characteristics\*

Average weighted market capitalisation	EUR 26.07 bn
Median market capitalisation	EUR 5.47 bn

### 3 year characteristics\*\*

Alpha	-1.65
Beta	0.99
Correlation	0.91
Information ratio	-0.25
Sharpe ratio	0.54
Tracking error in %	8.13
Volatility in %	17.12

For detailed information about the 3 year characteristics please see <http://assets.invescohub.com/invesco-eu/glossary.pdf>.

### NAV and fees

#### Current NAV

EUR 49.70

#### 12 month price high

EUR 58.09 (20/08/2018)

#### 12 month price low

EUR 44.98 (23/10/2018)

#### Minimum investment<sup>2</sup>

EUR 500

#### Entry charge

Up to 3.00%

#### Annual management fee

2.25%

#### Ongoing charges<sup>3</sup>

2.83%

Source: \*Invesco. Portfolio weightings and allocations are subject to change. The weightings for each breakdown are rounded to the nearest tenth or hundredth of a percent; therefore, the aggregate weights for each breakdown may not equal 100%. \*\*Morningstar. The top 10 overweight and underweight positions represent the largest weighting differences between the fund and the index.

---

# Invesco India Equity Fund

## E-Acc Shares

28 February 2019

---

### Risk Warnings

The value of investments and any income will fluctuate (this may partly be the result of exchange rate fluctuations) and investors may not get back the full amount invested. As a large portion of the fund is invested in less developed countries, you should be prepared to accept significantly large fluctuations in the value of the fund. As this fund is invested in a particular country, you should be prepared to accept greater fluctuations in the value of the fund than for a fund with a broader investment mandate. The fund invests in a limited number of holdings and is less diversified. This may result in large fluctuations in the value of the fund.

---

### Important Information

<sup>1</sup>The Original Fund Launch date shown herein is different from the fund launch date shown in the KIID, as it indicates the launch date of a previous fund that was merged into the fund shown and therefore the track record starts with this previous fund. Further information can be found on our website: [www.invescoeuropa.com](http://www.invescoeuropa.com).

<sup>2</sup>The minimum investment amounts are: EUR 500 / USD 650 / GBP 400 / CHF 650 / SEK 4,500. Please contact us or refer to the most up to date Prospectus for details of minimum investment amounts in other currencies.

<sup>3</sup>The ongoing charges figure is based on annualised expenses for the period ending August 2018. This figure may vary from year to year. It excludes portfolio transaction costs except in the case of an entry or exit charge paid by the Fund when buying or selling shares/units in another fund.

**This marketing document is exclusively for use by Professional Clients and Financial Advisers in Continental Europe and Qualified Investors in Switzerland. This document is not for consumer use, please do not redistribute. For the purpose of the distribution of this document Continental Europe is defined as Switzerland, Cyprus, Spain, Finland, France, Greece, Italy, Luxembourg, Netherlands, Norway, Portugal, Sweden. Data as at 28 February 2019, unless otherwise stated. This document is marketing material and is not intended as a recommendation to invest in any particular asset class, security or strategy. Regulatory requirements that require impartiality of investment/investment strategy recommendations are therefore not applicable nor are any prohibitions to trade before publication. The information provided is for illustrative purposes only, it should not be relied upon as recommendations to buy or sell securities. By accepting this document, you consent to communicate with us in English, unless you inform us otherwise.**

Past performance is not a guide to future returns. Where individuals or the business have expressed opinions, they are based on current market conditions, they may differ from those of other investment professionals and are subject to change without notice and are not to be construed as investment advice. This marketing document is not an invitation to subscribe for shares in the fund and is by way of information only, it should not be considered financial advice. This does not constitute an offer or solicitation by anyone in any jurisdiction in which such an offer is not authorised or to any person to whom it is unlawful to make such an offer or solicitation. Persons interested in acquiring the fund should inform themselves as to (i) the legal requirements in the countries of their nationality, residence, ordinary residence or domicile; (ii) any foreign exchange controls and (iii) any relevant tax consequences. As with all investments, there are associated risks. This document is by way of information only. Asset management services are provided by Invesco in accordance with appropriate local legislation and regulations. The fund is available only in jurisdictions where its promotion and sale is permitted. Not all share classes of this fund may be available for public sale in all jurisdictions and not all share classes are the same nor do they necessarily suit every investor. Fee structure and minimum investment levels may vary dependent on share class chosen. Please check the most recent version of the fund prospectus in relation to the criteria for the individual share classes and contact your local Invesco office for full details of the fund registration status in your jurisdiction. Forecasts are not reliable indicators of future performance. For more information on our funds, please refer to the most up to date relevant fund and share class-specific Key Investor Information Documents, the latest Annual or Interim Reports and the latest Prospectus, and constituent documents. This information is available in English using the contact details of the issuer and is without charge. Further information on our products is available using the contact details shown. Subscriptions of shares are only accepted on the basis of the most up to date legal offering documents. The legal offering documents (fund & share class specific Key Investor Information Document, prospectus, annual and semi-annual reports, articles and trustee deed) are available free of charge with your local Invesco representative or on our website [www.invescoeuropa.com](http://www.invescoeuropa.com).

© 2019 Morningstar. All rights reserved. The information contained herein: (1) is proprietary to Morningstar and/or its content providers; (2) may not be copied or distributed; and (3) is not warranted to be accurate, complete or timely. Neither Morningstar nor its content providers are responsible for any damages or losses arising from any use of this information.

---

# Invesco India Equity Fund

## E-Acc Shares

28 February 2019

---

### Important Information

**Additional information for Cyprus:** Issued in Cyprus by Invesco Asset Management S.A. 18, rue de Londres, F-75009 Paris. Authorised and regulated by the Autorité des marchés financiers in France.

**Additional information for Finland:** Issued in Finland by Invesco Asset Management S.A., 16-18 rue de Londres, 75009 Paris, France.

**Additional information for France:** Issued in France by Invesco Asset Management S.A., 16-18 rue de Londres, 75009 Paris, France.

**Additional information for Greece:** Issued in Greece by Invesco Asset Management S.A., 16-18 rue de Londres, 75009 Paris, France.

**Additional information for Italy:** Issued in Italy by Invesco Asset Management S.A, Sede Secondaria, Via Bocchetto 6, 20123 Milan, Italy.

**Additional information for Luxembourg:** Issued in Luxembourg by Invesco Asset Management SA, 16-18 rue de Londres, 75009 Paris, France.

**Additional information for Netherlands:** Issued in Netherlands by Invesco Asset Management S.A. Dutch Branch, Vinoly Building, Claude Debussylaan 26, 1082 MD Amsterdam, The Netherlands, [www.invesco.nl](http://www.invesco.nl).

**Additional information for Norway:** Issued in Norway by Invesco Asset Management S.A., 16-18 rue de Londres, 75009 Paris, France.

**Additional information for Portugal:** Issued in Portugal by Invesco Asset Management S.A., 16-18 rue de Londres, 75009 Paris, France.

**Additional information for Spain:** Issued in Spain by Invesco Asset Management S.A., Sucursal en España, C/ Goya 6 - 3º, 28001 Madrid, Spain.

**Additional information for Sweden:** Issued in Sweden by Invesco Asset Management SA (France) Swedish Filial, c/o Convendum, Jakobsbergsgatan 16, Box 16404, SE-111 43 Stockholm.

**Additional information for Switzerland:** Issued in Switzerland by Invesco Asset Management (Schweiz) AG, Talacker 34, CH-8001 Zurich, who acts as representative for the funds distributed in Switzerland. Paying agent for the funds distributed in Switzerland: BNP PARIBAS SECURITIES SERVICES, Paris, succursale de Zurich, Selnaustrasse 16, CH-8002 Zurich. The legal offering documents are available free of charge at our website and local language from the issuer of this document. The fund is domiciled in Luxembourg.