



Past performance to 02/10/2012 correspond to the previous management performance. Fund name change as of 18/05/2015, Formerly LFIP Trend Opportunities B

Key figures

NAV : 26 838.58 €
 Share AUM : 43.25 M€
 Fund size : 78.79 M€

Investment horizon

1 year	2 years	3 years	4 years	5 years
--------	---------	---------	---------	---------

Synthetic risk and reward profile

1	2	3	4	5	6	7
---	---	---	---	---	---	---

Characteristics

Legal form : Sub-fund of the Luxembourg SICAV La Française LUX

Share class : Class I

Inception date : 12/03/2009

Benchmark : STOXX EUROPE 600 in euro (net return)

Former benchmark : until 28/09/2012 : Stoxx Europe 600 price index

Allocation of distributable amounts: Accumulated

Valuation frequency : Daily

Currency : Euro

Clients: Institutional Investors

Risks incurred : discretionary, equity, exchange, volatility, capital loss

Commercial Information

ISIN Code : LU0414216654
 Bloomberg Ticker : UFGTCSI LX Equity
 Cut-off time : D at 11:00 am CET
 Settlement : D+2
 Min. initial subscription : 100 000 €
 Eligibility for PEA : Yes
 Max. subscription fees : none
 Max. redemption fees : none
 Running costs as of 31/12/2016 : 1.53%

Performance fees : 20% of excess performance above Stoxx Europe 600 (NR) - capped at 2.5% of AUM

Custodian : BPSS Luxembourg

Administrator : BPSS Luxembourg

Management company : La Française AM International

Investment manager : La Française Inflection Point

Fund manager : Damien BUFFET

Distribution : La Française AM

Document for the use of both non-professional and professional investors - Please read the disclaimer on the last page - Non contractual document. Before subscribing, please refer to the fund prospectus available on the internet : www.lafrancaise-group.com. Data : La Française Asset Management, Bloomberg

Investment strategy

The aim of the Sub-Fund is to outperform the STOXX EUROPE 600 Index (SXXR) (total return) denominated in euros over the recommended investment period. The Sub-Fund will invest a minimum of 75% in the European Union, Norwegian and Icelandic equities. The remaining 25% may be invested in international equities including emerging markets.

Net performance in Euro

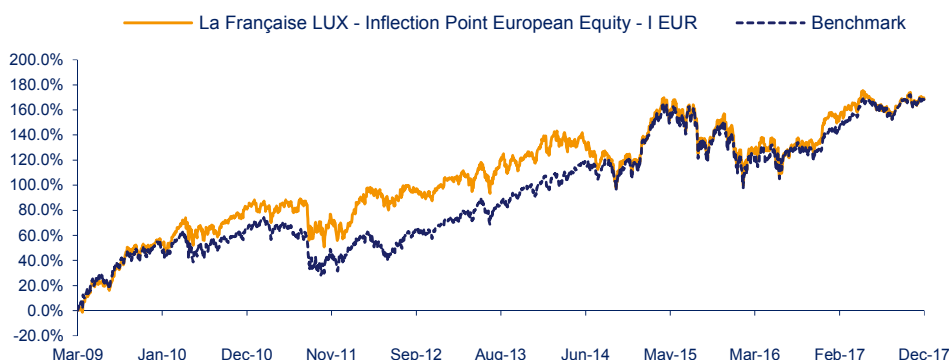
Past performance is not a guarantee of future results. This performance does not take into account fees and expenses related to subscription and redemption of shares.

Cumulative	1 months	3 months	YTD	1 year	3 years	5 years	Inception*
Fund - Class I	0.92%	0.56%	5.74%	5.74%	22.09%	34.74%	168.48%
Benchmark	0.72%	0.57%	10.58%	10.58%	23.29%	59.65%	167.68%

* Inception date 12/03/09

Annualized	1 year	3 years	5 years	Inception*
Fund - Class I	5.76%	6.88%	6.15%	11.87%
Benchmark	10.61%	7.24%	9.81%	11.83%

Evolution of performance since inception



Risk indicators

Weekly	1 year	3 years	5 years
Fund volatility	9.37%	15.78%	15.43%
Index volatility	7.63%	14.95%	14.19%
Tracking-Error	4.28%	4.78%	5.15%
Sharpe ratio	0.65	0.45	0.36
Information ratio	-1.13	-0.10	-0.73
Beta	1.10	1.01	1.03
Alpha	-5.90%	-0.52%	-4.01%

Return analysis

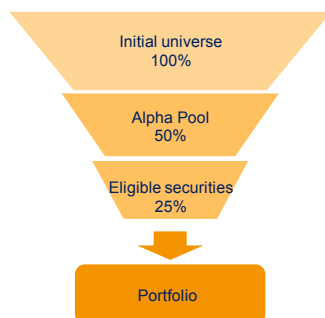
Over 5 years	
Max. run-up	37.83% (from 11/02/16 to 10/05/17)
Max. Drawdown	-25.89% (from 15/04/15 to 11/02/16)
Recovery	448 days (04/05/17)
Best month	8.5% (févr-15)
Worst month	-8.3% (August-15)
% Months >0	58.33%
% Months outperf.	40.00%

Monthly net performance (%)

	Jan.	Feb.	March	Apr.	May	June	July	Aug.	Sept.	Oct.	Nov.	Dec.	Year
2017 Fund	-1.68	2.20	4.12	0.32	0.90	-3.32	-0.51	-1.01	4.28	2.23	-2.53	0.92	5.74
2017 Index	-0.31	3.05	3.32	1.98	1.45	-2.53	-0.35	-0.79	3.90	1.91	-2.02	0.72	10.58
2016 Fund	-7.02	-2.57	2.65	2.12	1.47	-8.15	5.11	1.97	-0.46	1.11	1.04	7.27	3.49
2016 Index	-6.37	-2.21	1.40	1.75	2.50	-4.83	3.73	0.74	-0.11	-1.03	1.05	5.75	1.73
2015 Fund	5.94	8.54	2.44	-0.67	2.29	-4.52	2.67	-8.27	-4.02	8.18	4.60	-4.54	11.56
2015 Index	7.25	6.98	1.68	0.10	1.67	-4.49	4.01	-8.23	-4.06	8.08	2.81	-5.03	9.60
2014 Fund	-1.08	5.71	-0.94	-2.28	2.14	-4.05	-3.67	1.72	-1.85	-0.77	2.81	-2.07	-4.68
2014 Index	-1.66	5.00	-0.79	1.57	2.60	-0.52	-1.64	2.03	0.41	-1.74	3.26	-1.28	7.20
2013 Fund	2.60	0.21	1.02	-0.80	3.53	-5.29	7.32	-2.93	3.70	2.32	1.60	2.04	15.78
2013 Index	2.81	1.15	1.64	1.66	2.04	-5.07	5.21	-0.51	4.52	3.93	1.03	1.03	20.79

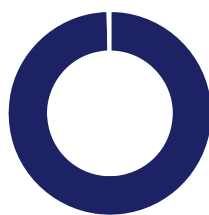


SAI Process (**)



Portfolio structure

In % of AUM



- Equities : 99.67%
- Money market funds : 0.31%
- Cash : 0.03%

Portfolio Statistics

Number of holdings	60
Equity net exposure	99.67%
Top 10 holdings weight	26.22%
Top 20 holdings weight	47.20%
Average holdings weight	1.66%
Mid & Small (% equity)	8.54%

Portfolio average SAI Score



Sector breakdown

ICB sectors	Weight	Weight relative to index
Oil & Gas	6.05%	-0.06%
Basic Materials	11.33%	3.34%
Industrials	17.67%	2.64%
Consumer Goods	18.37%	-0.22%
Health care	9.84%	-1.16%
Consumer Services	7.46%	0.77%
Telecommunication services	2.77%	-0.86%
Utilities	2.27%	-1.40%
Financials	18.67%/29%	
Technology	5.55%	1.25%

5-factors Scoring (**)

Max. score 10, min. score 0



(**) Explanation on page 3 of this document

Main SAI Scores

Max. score 10, min. score 0

Best SAI scores	Weight	SAI Score
St Microelectronics	2.07%	8.2
Shire Plc	2.89%	8.2
Sap Ag	2.06%	7.8
Continental Ag	1.05%	7.6
Worst SAI scores	Weight	SAI Score
Rio Tinto Plc	1.18%	5.5
British American Tobacco Plc	1.64%	5.7
Hsbc Holdings Plc	2.47%	5.9
Davide Campari	1.01%	5.9

Top holdings (excluding cash)

Name	Weight	SAI Score
Shire Plc	2.89%	8.2
Orange Sa	2.76%	7.2
Sanofi Aventis	2.72%	7.0
Abn Amro Group Nv-Cva	2.64%	6.6
Fresenius Medica	2.61%	7.1
Compagnie Financière Richer	2.59%	6.2
Credit Agricole Sa	2.54%	7.1
Lvmh	2.53%	7.1
Hsbc Holdings Plc	2.47%	5.9
Thyssenkrupp Ag	2.46%	6.4

Currency exposure

In % of AUM

Forex exposure as of 29/12/2017 : 100.00%

EUR	74.96%
GBP	19.53%
DKK	2.89%
CHF	2.59%
SEK	0.03%
CAD	0.00%
USD	0.00%
ZAR	0.00%
NOK	0.00%

Main operations (excluding cash) over the month

In % of AUM in operation date

New positions	Weight	Closed positions	Weight
Ap Moeller - Maersk A/S-B	1.25%	Ingenico	0.96%
Asml Holding Regr. Nv	0.99%	Accor	0.60%
Compugroup Medical Ag	0.44%		
Strengthened positions	Weight	Reduced positions	Weight
Vallourec	0.51%	Asos Plc	0.51%
Saint Gobain	0.25%	Smurfit Kappa	0.40%
Schneider Sa	0.25%	Kbc Bankverzekeringsholding	0.25%
Buzzi Unicem S.P.A.	0.25%	L'Oréal	0.25%



SAI (Strategically Aware Investing)

SAI (Strategically Aware Investing) is an innovative stock selection method combining financial criteria and strategic research: in addition to conventional ESG (Environmental, Social and Governance) criteria, we consider companies' innovation capacity and responsiveness, we analyse Megatrends as an element of corporate strategy contextualisation and cross-check these data against the financial analysis.

The E, S and G factors are combined with a company's innovation capacity and adaptability & responsiveness to form what we call the 5 factors.

Megatrends are the secular global trends that shape today's and especially tomorrow's world. We have identified ten Megatrends, ranging from environmental (such as climate change) to social ones (such as growing urbanisation).

We analyse the impact of these 5 factors and of these trends on business development.

SAI Scoring (or qualitative scoring)

The SAI score is a combination of the scores derived from three stream of analysis:

- 5-Factor analysis
- Megatrends Analysis
- Financial Analysis

The SAI score ranges from 0 (poorest) to 10 (best), just like all the scores comprising it.

5-factors Scoring

The 5-factor score is a combination of the scores allocated to the 5 factors comprising our model:

1. Environment
2. Human capital
3. Organisational capital
4. Innovation capacity
5. Adaptability & responsiveness


Disclaimer

This is marketing information. The elements contained in this document have been prepared solely for the purpose of information and do not constitute an offer, or any invitation to treat, buy or sell any financial instrument or to participate in any trading strategy. While particular attention has been paid to the contents of this document, no guarantee, warranty or representation, express or implied, is given to the accuracy, correctness or completeness thereof.

Please note that the value of an investment may rise or fall and also that past performance results are no indication of future results. Especially performance results referring to a period of less than twelve months (Year-to-date performance) are no reliable indicator for future results due to the short comparison period. There is no guarantee to get back the full amount invested. Investments in foreign currencies may generate a currency risk, and the return in a reference currency may increase or decrease as a result of currency fluctuations. The Fund is exposed to several types of risks that are listed on page one of the current document, in the Fund's Key Investor Information Document ("KIID") and in the prospectus.

Please refer to "Legal form" and "Registered countries" on page one for more information.

Source for performance figures: La Française AM, Bloomberg. Issuance and redemption commissions and taxation on capital gains, if any, are not included in the performance figures. Figures are based on gross performance, after deduction of management fees only; therefore you must note that commissions, fees and other charges may have a negative impact on performance.

The issuer of this document is La Française AM Finance Services, a French Simplified Joint Stock Company (Société par Actions Simplifiée - "SAS"), 128, Boulevard Raspail, 75006 Paris, France, Phone: +33(0)1 44 56 10 00 - Fax: +33(0)1 44 56 11 00. La Française AM Finance Services is regulated by the "Autorité de Contrôle Prudentiel" as an investment services provider under the number 18673 X. This presentation must not be copied, reproduced, distributed or passed on to any person at any time without the prior consent of La Française AM or its member companies. La Française AM International was approved by the CSSF on February 26, 2008.

The tax treatment of the investment in the Fund depends on the personal circumstances of each investor and can be subject to future changes. You should consult your financial advisor before investing. The Fund may not be offered, sold or delivered within the United States. These products may be subject to restrictions with regard to certain persons or in certain countries under national regulations applicable to such persons or countries. NOTABLY, THIS PRESENTATION IS EXCLUSIVELY INTENDED FOR PERSONS WHO ARE NOT U.S. PERSONS, AS SUCH TERM IS DEFINED IN REGULATION S OF THE U.S. SECURITIES ACT OF 1933, AS AMENDED (THE SECURITIES ACT) AND WHO ARE NOT PHYSICALLY PRESENT IN THE UNITED STATES.

For more detailed information on the investment fund, please refer to the prospectus and the KIID, which should be read before any investment. In relation to the Investment Fund and the share class mentioned in this document, the latest prospectus, the KIID and the annual and semi-annual reports (the latest versions of which are available free of charge on www.lafrancaise-am.com or upon request to La Française, 128, Boulevard Raspail, 75006 Paris - France : contact-valeurmobilieres@lafrancaise-group.com) have been published containing all the necessary information about the product, the costs and the risks which may occur. Do not take unnecessary risk.

The distribution and the offering of funds in certain jurisdictions may be restricted by law. Persons into whose possession this document may come are required to inform themselves about and to comply with any relevant restrictions.

For Austria

Funds registered in Austria have been authorized for public distribution in Austria by the Financial Market Authority (FMA).

In relation to the investment fund and share class mentioned in this document, the latest prospectus, the KIID and the annual and semi-annual reports (whose latest versions are available free of charge on www.lafrancaise-am.com or upon request to contact-valeurmobilieres@lafrancaise-group.com or from our Paying Agent: Erste Bank der oesterreichischen Sparkassen AG, Graben 21, 1010 Vienna Austria) have been published containing all the necessary information about the product, the costs and the risks which may occur. Do not take unnecessary risk.

For Finland

Funds registered in Finland have been authorized for public distribution in Finland by the Financial Supervisory Authority (FIN-FSA).

In relation to the investment fund and share class mentioned in this document, the latest prospectus, the KIID and the annual and semi-annual reports (whose latest versions are available free of charge on www.lafrancaise-am.com or www.morningstar.fi) have been published containing all the necessary information about the product, the costs and the risks which may occur. Do not take unnecessary risk.

For Germany

Funds registered in Germany have been authorized for public distribution in Germany by the Federal Financial Supervisory Authority (BaFin).

In relation to the investment fund and share class mentioned in this document, the latest prospectus, the KIID and the annual and semi-annual reports (whose latest versions are available free of charge on www.lafrancaise-am.com or upon request to contact-valeurmobilieres@lafrancaise-group.com or in electronic format from our Information Agent and Paying Agent: BNP PARIBAS Securities Services S.A. - Zweigniederlassung Frankfurt am Main, Europa-Allee 12, 60327 Frankfurt am Main) have been published containing all the necessary information about the product, the costs and the risks which may occur. Do not take unnecessary risk.

For Italy

Funds registered in Italy have been authorized for public distribution in Italy by the Commissione Nazionale per le Società e la Borsa (CONSOB).

In relation to the investment fund and share class mentioned in this document, the latest prospectus, the KIID and the annual and semi-annual reports (whose latest versions are available free of charge on www.lafrancaise-am.com, or www.fundinfo.com or from our Paying Agent BNP PARIBAS Securities Services, Via Ansperto no. 5 20123 Milan, Italy) have been published containing all the necessary information about the product, the costs and the risks which may occur. Do not take unnecessary risk.

For Luxembourg

Funds registered in Luxembourg have been authorized for public distribution in Luxembourg by the Commission de Surveillance du Secteur Financier ("CSSF").

In relation to the investment fund and share class mentioned in this document, the latest prospectus, the KIID and the annual and semi-annual reports (whose latest versions are available free of charge on www.lafrancaise-am.com or upon request to contact-valeurmobilieres@lafrancaise-group.com) have been published containing all the necessary information about the product, the costs and the risks which may occur. Do not take unnecessary risk.

For Sweden

Funds registered in Sweden have been authorized for public distribution in Sweden by the Swedish Financial Supervisory Authority (Fiansinspektionen).

In relation to the investment fund and share class mentioned in this document, the latest prospectus, the KIID and the annual and semi-annual reports (whose latest versions are available free of charge on www.lafrancaise-am.com or www.morningstar.se or from our Paying Agent SKANDINAVISKA ENSKILDA BANKEN AB Sergels Torg 2, SE-106 40 Stockholm, Sweden) have been published containing all the necessary information about the product, the costs and the risks which may occur. Do not take unnecessary risk.

For Switzerland

For information regarding "countries of registration", please refer to the first page of this document, upper left corner.

Funds authorized by the Swiss Financial Market Supervisory Authority FINMA for distributing their shares publicly in Switzerland: for interested parties, fund regulations or the articles of incorporation, the key investor information document (KIID) and the full prospectus, in their current versions, as well as the annual and semi-annual reports are provided free of charge at the representative in Switzerland. ACOLIN Fund Services AG, Affolternstrasse 56, CH-8050 Zurich. Paying agent in Switzerland is NPB Neue Privat Bank AG, Limmatquai 1, CH-8001 Zurich.

Funds NOT authorized by the Swiss Financial Market Supervisory Authority FINMA for distributing their shares publicly in Switzerland. This document is for information and marketing purposes only and does not constitute an offer to sell or solicitation of an offer to buy the described products. This document may not be publicly disclosed, directly or indirectly, in any manner whatsoever and you have received this document in your capacity as a "qualified investor" only, for your personal use, and you are prohibited from transferring this message or its content to any other person, from saving, publishing, copying or replicating it. Should you not be a qualified investor or not consider yourself as one (FINMA circular no. 2008-08 of November 20, 2008), you are kindly requested to disregard this document unread. No person, including ACOLIN Fund Services AG, has been authorized to give any information or to make representations other than those contained in this document and, if given or made, such other information or representations must not be relied upon as having been authorized by La Française.

For Spain

Funds registered in Spain have been authorized for public distribution in Spain by the Comisión Nacional del Mercado de Valores (CNMV) : La Française Trésorerie (1101), La Française Obligations Emergentes (839), La Française Protectaux (851), La Française Allocation (634), La Française S&P Capital IQ R2P Crédit Flex (1133), La Française Convertibles 2020 (765), La Française Euro Inflation (840), La Française Sub Debt (985), La Française Rendement Emergent 2023 (1112), LFP R2P Global Credit (1139), JKC Fund - La Française JKC China Equity & La Française JKC Asia Equity (987), La Française Rendement Global 2018 (1160), La Française Rendement Global 2020 (1226), La Française Rendement Global 2025 (1640), La Française LUX - Forum Global Real Estate Securities & Inflection Point European Equities (1143).

In relation to the investment fund and share class mentioned in this document, the latest prospectus, the KIID and the annual and semi-annual reports (whose latest versions are available free of charge on www.lafrancaise-am.com or can be obtained from Allfunds Bank SA Calle Estafeta 6- Complejo Plaza de la Fuente, Edificio 3, La Moraleja, Spain) have been published containing all the necessary information about the product, the costs and the risks which may occur. Do not take unnecessary risk.

